

Reporting Overview

Business Goals

Demystify the report menu

Understand what reports are for and when to use them

Technical Objectives

Understand how reports are structured

Understand what reports can do through various examples

Jobs by Salesperson, Sq Ft Installed by Month, Activities by Day of Week, Total Allocated Product, Overdue Activities, Completed Installs, Installs by Phase

Learn how to create the simplest reports



Making a Good Report is Hard

Reports are hard to master ...they're very flexible and powerful, but that makes them more complex to understand and learn

Don't hesitate to call us for help – but remember that it sometimes takes us a while to figure out difficult reports, too!



?

Account

Job

Job

Phase

Phase

Activities

Forms

Files

Activities

Forms

Files

Activities

Forms

Account

Job

Phase

Phase

Activities

Forms

Files

Activities

Forms


Job

Activities

Forms

Files

Every report either Counts or Adds



Even if you're just trying to get a list, the report still has to count something – but it's normal to have a report where each row has a count of 1.

While working on a report, always ask yourself,

–What am I counting or adding?_

Report

Options... Reports Save Report... New Report...		
Week: 2/6/2017 - 2/12/2017		
Job Name	Job Salesperson	Number of Jobs by Job Creation Date
Beau Jones		1
Jacob Gurasco		1
Jessica Cooper	Nora	1

Basic Examples

Jobs by Salesperson

Account | Quote | Sales Lead | Job | Calendar | Purchasing | Inventory | Report

Report

Options...	Reports ▼	Save Report...	New Report...
Year: 2017			
Job Salesperson ↑	Number of Jobs by Job Creation Date		
	7		
<u>Bob</u>	2		
<u>Emma</u>	5		
<u>Eric</u>	7		
<u>Jason</u>	7		
<u>Jeff</u>	3		
<u>Lisa</u>	2		
<u>Nora</u>	3		
(Rows 1 to 8 of 8)			

Jobs by Salesperson

Account | Quote | Sales Lead | Job | Calendar | Purchasing | Inventory | Report

Report

Options...	Reports ▼	Save Report...	New Report...
Year: 2017			
Job Salesperson ↑ Number of Jobs by Job Creation Date			
			7
Bob			2
Emma			5
Eric			7
Jason			7
Jeff			3
Lisa			2
Nora			3
(Rows 1 to 8 of 8)			

Report - Options

Time Selection: Year

Reporting Date: 2/9/2017

Measure: Number of Jobs by Job Creation Date

Display Fields: Job Salesperson

Filters:

Display Type: Table

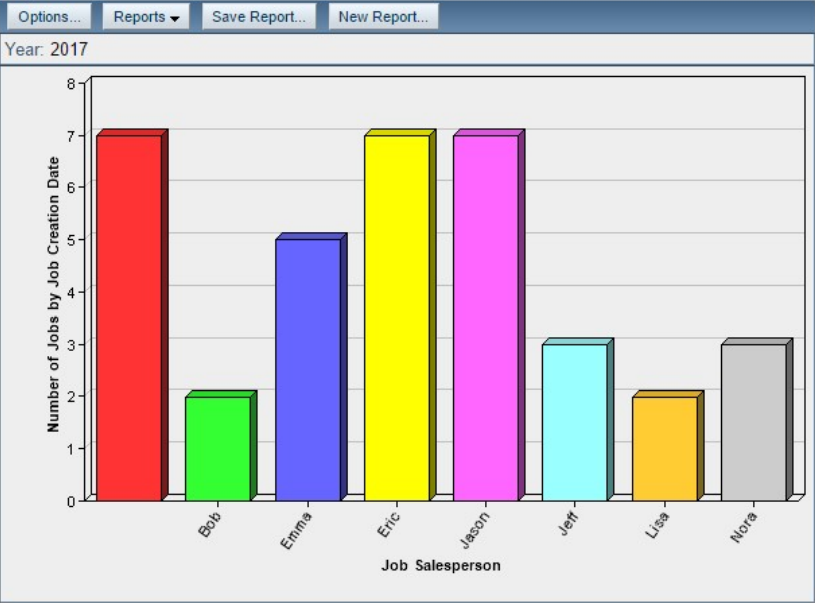
Rows per page: 30

OK Cancel

Jobs by Salesperson (bar chart)

Account | Quote | Sales Lead | Job | Calendar | Purchasing | Inventory | Report | Ad

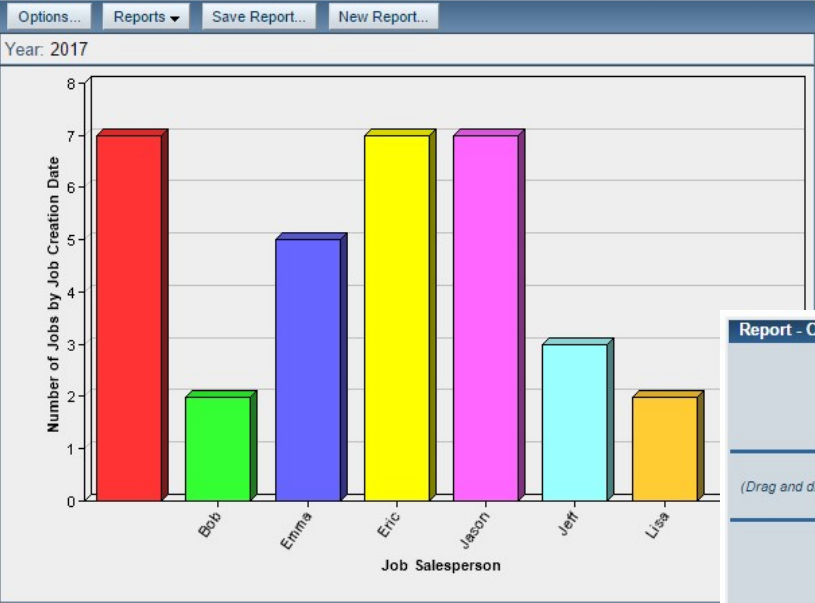
Report



Jobs by Salesperson (bar chart)

Account | Quote | Sales Lead | Job | Calendar | Purchasing | Inventory | Report | Ad

Report



Report - Options

Time Selection: Year
Reporting Date: 2/9/2017
Measure: Number of Jobs by Job Creation Date
Display Fields: Job Salesperson
Filters: Add Filter...
Display Type: Bar Chart
Rows per page: 30

OK Cancel

Jobs by Month

Account | Quote | Sales Lead | Job | Calendar | Purchasing | Inve

Report

Options...

Reports ▼

Save Report...

New Report...

Year: 2017

Year ↑	Month	Number of Jobs by Job Creation Date
2017	January	31
2017	February	5

Jobs by Month

Account | Quote | Sales Lead | Job | Calendar | Purchasing | Invoice

Report

Options... Reports Save Report... New Report...

Year: 2017

Year ↑	Month	Number of Jobs by Job Creation Date
2017	January	31
2017	February	5

Report - Options

Time Selection: Year

Reporting Date: 2/9/2017

Measure: Number of Jobs by Job Creation Date

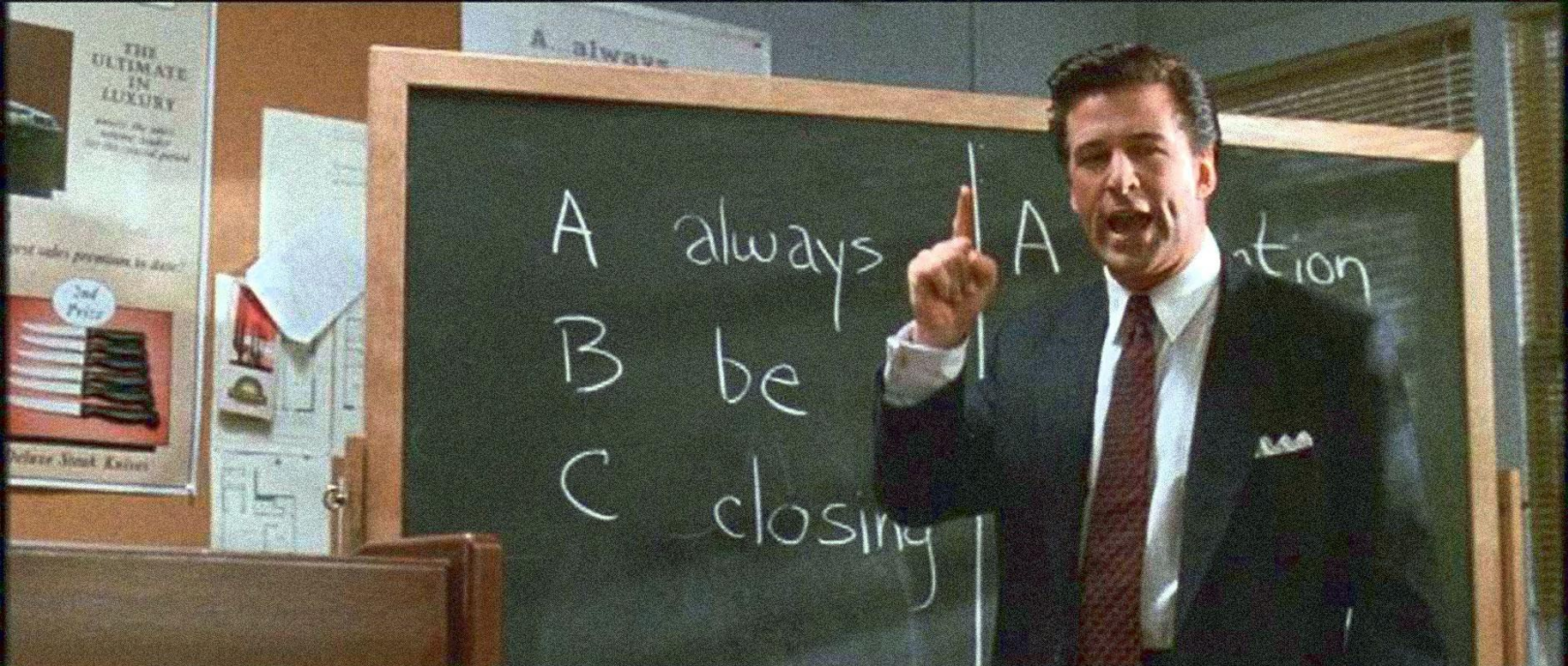
Display Fields: Year, Month

Filters: Add Filter...

Display Type: Table

Rows per page: 30

OK Cancel



Possibilities

Square Feet Installed

Account Quote Sales Lead Job Calendar Purchasing Inven		
Report		
Options... Reports Save Report... New Report...		
Year: 2017		
Year	Month ↑	Total Countertop Details - Sqft by Last Install in Job Date
2017	January	527.0
2017	February	4,204.0
2017	March	4,346.0
2017	April	433.0

Projected

Report		
Options... Reports Save Report... New Report...		
Year: 2017		
Filters: Each Install activity is Canceled or Complete At least one Install activity is Complete		
Year	Month ↑	Total Countertop Details - Sqft by Last Install in Job Date
2017	January	527.0
2017	February	208.0

Completed

Overdue Activities

Report

Options... Reports Save Report... New Report...					
Date: 1/13/2000 - 1/31/2035					
Filters: Activity Status is not Canceled, Complete Activity Date occurs at least 1 day(s) ago					
Job Name	Activity Type	Activity Status	Activity Date ↓	Assigned To	Number of Job Activities by Job Creation Date
<u>Gene Schlessinger</u>	Phone Call / Email Follow Up	<u>Confirmed</u>	<u>2/7/2017</u>	Jason	1
<u>Dave Lydon</u>	Template	<u>Confirmed</u>	<u>2/7/2017</u>	Marco	1
<u>Breda's kitchen</u>	Template	<u>Estimate</u>	<u>2/7/2017</u>	Norm	1
<u>Jacob Gurasco</u>	Walk-In	<u>Estimate</u>	<u>2/6/2017</u>	Eric	1
<u>Giovanni</u>	Phone Call / Email Follow Up	<u>Confirmed</u>	<u>4/25/2016</u>	Jeff	1

Installs by Phase

Report				
Options...	Reports	Save Report...	New Report...	
Year: 2017				
Filters: Activity Type is Install				
Activity Status is not Canceled, Complete				
First Prev Page 1 of 3 Next Last (Rows 1 to 50 of 121)				
Account Name	Job Name	Job Phase Name	Last Install in Phase Date	Number of Job Activities by Last Install in Phase Date
Lowe's #620	Jeff Cotes	(None)	2/8/2017	1
Zander Contracting	Barry Newcomb	(None)	2/8/2017	1
Zander Contracting	Sally Zurich	(None)	2/8/2017	1
Acme Builders	Eddie's kitchen	(None)	2/9/2017	1
Home Depot #150	Timothy's kitchen	(None)	2/9/2017	1
Max Construction	Conner Dre	(None)	2/9/2017	2
Home Depot #150	Cyra's Kitchen	(None)	2/10/2017	1
Home Depot #150	Daniel's kitchen	(None)	2/13/2017	1
Zander Contracting	Wayne Richmond	(None)	2/13/2017	1
Zander Contracting	Willy Hayes	Phase 1 - Kitchen and Laundry	2/13/2017	1
ABC Builders, Inc.	Denise Turner	(None)	2/14/2017	2
Home Depot #150	Leanna's kitchen	Kitchen	2/14/2017	1
Texas Kitchens	Ann's kitchen	(None)	2/14/2017	1
ABC Builders, Inc.	Gus's kitchen	(None)	2/15/2017	1
Best Kitchens, Inc.	Smelton Jones	(None)	2/15/2017	1
Gene's Kitchen	Gene's Kitchen	(None)	2/15/2017	1
Home Depot #150	Clare Goode	(None)	2/15/2017	1
Katerina & Phil Jackson	Katerina's kitchen	(None)	2/15/2017	1
Lowe's #272	Sal Maglie	(None)	2/15/2017	1
ABC Builders, Inc.	Cory Smith	(None)	2/16/2017	1
Home Depot #150	512 Maple ST	(None)	2/16/2017	1
Home Depot #150	Reynaldo's kitchen	(None)	2/16/2017	1
Texas Kitchens	James Mooney	(None)	2/16/2017	1
Lowe's #620	Eric Smith	(None)	2/17/2017	1
Lowe's #620	Robert Cole	(None)	2/17/2017	1
Home Depot #150	Kathleen's	(None)	2/20/2017	3
Home Depot #150	Leanna's kitchen	bathrooms	2/20/2017	1
Lowe's #620	Mike Jones	(None)	2/20/2017	1
Texas Kitchens	Patricia Russo	(None)	2/20/2017	1
ABC Builders, Inc.	Eileen's kitchen	(None)	2/21/2017	1
ABC Builders, Inc.	The Bradbury Building	Main house	2/21/2017	1
Acme Builders	Rick Martindale	(None)	2/21/2017	1
Home Depot #150	Antonio's Teodoro	(None)	2/21/2017	1
Home Depot #150	Xavier Furman	(None)	2/22/2017	1
Texas Kitchens	Lydia Lorenz	(None)	2/22/2017	1
Zander Contracting	Willy Hayes	Phase 2 - Master Bath	2/22/2017	1

Total Allocated Product

Account | Quote | Sales Lead | Job | Calendar | Purchasing | Inventory | Report | Add

Report

Options...	Reports ▼	Save Report...	New Report...
Year: 2017			
Allocated Product ↑	Unit	Total Allocated Product Quantity by Activity Date	
<u>Blanco Faucet</u>	<u>Each</u>	1.0	
<u>Blanco Sink</u>	<u>Each</u>	13.0	
<u>Cambria</u>	<u>Sq. ft.</u>	320.8331	
<u>Corian</u>	<u>Each</u>	10.5	
<u>Corian® Sink</u>	<u>Each</u>	2.0	
<u>Granite</u>	<u>Sq. ft.</u>	4,621.8458	
<u>Silestone_old</u>	<u>Each</u>	4.5	
<u>Test</u>	<u>Sq. ft.</u>	100.0	
(Rows 1 to 8 of 8)			



Any report is Only as Good as Your Data

It's important to do a sanity check on your data

Jobs by Salesperson

Account | Quote | Sales Lead | Job | Calendar | Purchasing | Inventory | Report

Report

Options...	Reports ▼	Save Report...	New Report...
Year: 2017			
Job Salesperson ↑	Number of Jobs by Job Creation Date		
	7		
Bob	2		
Emma	5		
Eric	7		
Jason	7		
Jeff	3		
Lisa	2		
Nora	3		
(Rows 1 to 8 of 8)			

Sanity Check: Add More Detail

Account | Quote | Sales Lead | Job | Calendar | Purchasing | Inventory | Report | A

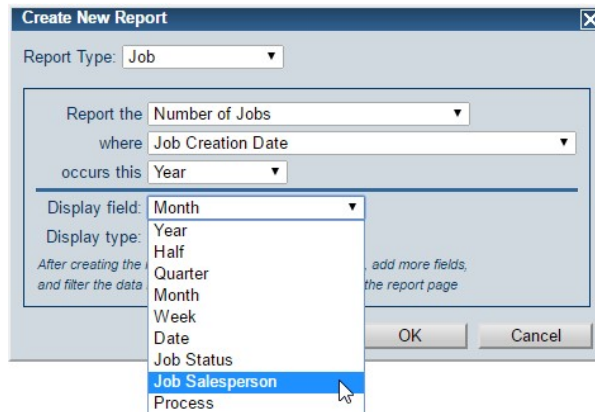
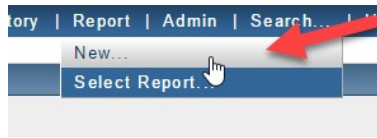
Report

Options...	Reports ▼	Save Report...	New Report...
Year: 2017			
First Prev Page 1 of 2 Next Last (Rows 1 to 30 of 36)			
Job Salesperson ↑	Job Name	Number of Jobs by Job Creation Date	
	*292 Reserve A	1	
	212 Elm - unit 103	1	
	Beau Jones	1	
	Friday Jones	1	
	Harold Handy	1	
	Jacob Gurasco	1	
	Samira Montes	1	
Bob	Max Moritz	1	
Bob	Ruupa Sanderson	1	
Emma	Charles Webb	1	
Emma	Colleen Fulton	1	
Emma	Daniel Munoz	1	
Emma	Sally Shimanski	1	
Emma	Smelton Jones	1	

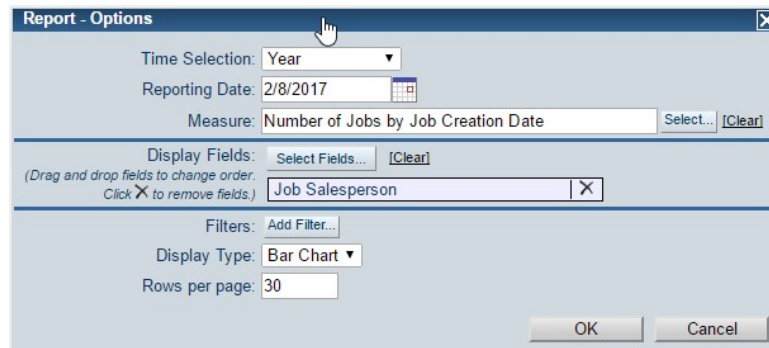
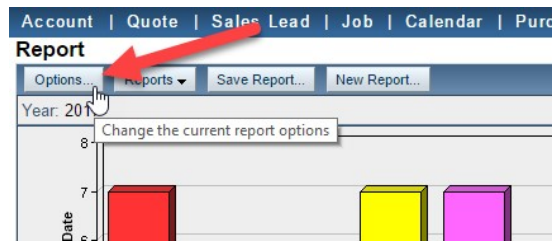
Jobs by Salesperson +Jobs

Getting Started

Can create simplest reports with New_...



...but usually need to click Options



Quick Walkthrough

Exercise: Jobs by Account

Try to create a report that counts the number of jobs created this year by each of your Accounts